



BFE-000033-00

BACTERIAL FILTRATION EFFICIENCY TEST (BFE)  
AT AN INCREASED CHALLENGE LEVEL

LABORATORY NUMBER:	238868
PROCEDURE NUMBER:	SOP/ARO/017E.1
SAMPLE SOURCE:	Pharma Systems AB
SAMPLE IDENTIFICATION:	Pharma Mini / ThermoFlo 1 Filter, Code 6100 (A), 6120 (A)
DEVIATIONS:	None
DATA ARCHIVE LOCATION:	Sequentially by lab number
SAMPLE RECEIVED DATE:	19 Jun 2003
LAB PHASE START DATE:	26 Jun 2003
LAB PHASE COMPLETION DATE:	30 Jun 2003
REPORT ISSUE DATE:	02 Jul 2003
TOTAL NUMBER OF PAGES:	6

REFERENCE:

MIL-M-36954C. 1975. Headquarters, Defense Personnel Support Center, Philadelphia, PA.

Andersen 2000 Inc. 1976. Viable (Microbial) Particle Sizing Samplers Operating Manual. Andersen 2000 Inc., Atlanta, GA.

ACCEPTANCE CRITERIA:

The mean particle size of the challenge aerosol must be maintained at  $3.0 \pm 0.3 \mu\text{m}$ .

The average % BFE for the reference material must be within the upper and lower control limits established for the BFE test.

INTRODUCTION:

This report describes the procedure and results of the bacterial filtration efficiency (BFE) testing. This procedure was performed to determine the filtration efficiency of the test materials using a ratio of the challenge to effluent to determine percent efficiency. This procedure allowed a reproducible aerosol challenge to be delivered to each of the test materials. This test procedure employed a challenge level of greater than  $10^6$  colony forming units (CFU) per test sample, providing a higher challenge than would be expected in normal use.



Pharma Systems AB  
Lab Number 238868

BFE at an Increased Challenge Level  
Page 3

#### JUSTIFICATION:

This BFE test provides a number of advantages over other filtration efficiency tests. The use of all glass impingers (AGIs) in the collection process allowed a high concentration of challenge to be delivered to each test material. The aerosol challenge particle size can be tightly controlled by monitoring the airflow and challenge flow through the nebulizer. The aerosol particles can be sized using a six-stage viable particle Andersen sampler. All aerosols were contained so that there were no biosafety problems.

#### PROCEDURE:

Approximately 100 mL of soybean casein digest broth (SCDB) was inoculated with *Staphylococcus aureus*, ATCC #6538, and incubated with mild shaking for  $24 \pm 4$  hours at  $37 \pm 2^\circ\text{C}$ . The culture suspension was pumped through a 'Chicago' nebulizer using a peristaltic pump at a controlled flow rate and fixed air pressure. The constant challenge delivery at a fixed air pressure formed aerosol droplets of defined size. The challenge level was adjusted to provide a consistent challenge of greater than  $10^6$  CFU per test sample.

The droplets were generated in a glass aerosol chamber and drawn through the sample holder and into AGIs in parallel. The AGIs contained 30 mL aliquots of sterile peptone water to collect the aerosol droplets. The aerosol challenge flow rate through the test filter was maintained at 30 Lpm.

The challenge was delivered for a 1 minute interval and sampling through the AGIs was conducted for 2 minutes to clear the aerosol chamber. Control runs (no media in sample holder) were performed after every 5-7 test samples to determine the number of viable particles being generated in the challenge aerosol. Test samples were tested by placing them into the sample holder, initiating the challenge aerosol, and collection of effluent air into AGIs as with the controls.

The assay fluid in the AGIs was assayed using standard plate count or membrane filtration techniques. All plates were incubated at  $37 \pm 2^\circ\text{C}$  for 45.5 hours prior to counting. The filtration efficiencies were calculated using the following equation:

$$BFE \% = \frac{C - T}{C} \times 100$$

Where: C = Average of control values.  
T = Count total for test material.



Pharma Systems AB  
Lab Number 238868

BFE at an Increased Challenge Level  
Page 4

STATEMENT OF UNCERTAINTY:

Due to the large number of data points available for the standard reference material used in the BFE test, the Type B uncertainty factors have been determined to be incorporated into the Type A uncertainty. The combined uncertainty and expanded uncertainty for the BFE test are calculated as follows:

Statistical analysis of the BFE data resulted in the following:


Mean Bacterial Filtration Efficiency = 99.94%  
Standard Deviation = 0.016%


The combined standard uncertainty for the BFE test is 0.003%BFE and the expanded uncertainty at a 95% confidence level is 0.005%BFE.


It should be noted that the statistical analysis was conducted on data from Nelson Laboratories' standard reference material with a mean BFE of 99.94%. It is expected that materials submitted for BFE testing which have a %BFE lower than 99.94 would have a combined uncertainty and an expanded uncertainty greater than the uncertainty values reported here. Conversely, test materials with %BFE values greater than 99.94 would be expected to yield a combined uncertainty and an expanded uncertainty less than the uncertainty values reported here.

RESULTS:

The mean particle size (MPS) of the challenge aerosol was determined using a six-stage Andersen sampler and calculated to be 2.8  $\mu\text{m}$ . The challenge level and filtration efficiencies of the samples are summarized in Table 1.

  
\_\_\_\_\_  
Stacey Cushing, B.S.  
Associate Study Director

  
\_\_\_\_\_  
Brandy Giles, B.S.  
Study Director

  
\_\_\_\_\_  
Study Completion Date

ejb



Pharma Systems AB  
 Lab Number 238868

BFE at an Increased Challenge Level  
 Page 5

TABLE 1. BFE Results

SAMPLE IDENTIFICATION	CHALLENGE LEVEL (CFU)	TOTAL CFU RECOVERED	FILTRATION EFFICIENCY
Pharma Mini / ThermoFlo 1 Filter, Code 6100 (A), 6120 (A) - 1	$7.7 \times 10^6$	$6.5 \times 10^2$	99.992%
Pharma Mini / ThermoFlo 1 Filter, Code 6100 (A), 6120 (A) - 2	$7.7 \times 10^6$	$6.1 \times 10^2$	99.992%
Pharma Mini / ThermoFlo 1 Filter, Code 6100 (A), 6120 (A) - 3	$7.7 \times 10^6$	$5.4 \times 10^2$	99.993%
Pharma Mini / ThermoFlo 1 Filter, Code 6100 (A), 6120 (A) - 4	$7.7 \times 10^6$	$7.7 \times 10^2$	99.990%



Pharma Systems AB  
Lab Number 238868

BFE at an Increased Challenge Level  
Page 6

All reports and letters issued by Nelson Laboratories, Inc. are for the exclusive use of the sponsor to whom they are addressed. Reports may not be reproduced except in their entirety. No quotations from reports or use of the corporate name is permitted except as expressly authorized by Nelson Laboratories, Inc. in writing. The significance of any data is subject to the adequacy and representative character of the samples tendered for testing. Nelson Laboratories, Inc. warrants that all tests are performed in accordance with established laboratory procedures and standards. Nelson Laboratories, Inc. makes no other warranties of any kind, express or implied. Nelson Laboratories, Inc. expressly states that it makes no representation or warranty regarding the adequacy of the samples tendered for testing for any specific use of application, that determination being the sole responsibility of the sponsor. Nelson Laboratories' liability for any loss or damage resulting from its actions or failure to act shall not exceed the cost of tests performed, and it shall not be liable for any incidental or consequential damages.